










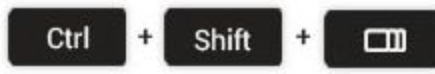









# Helpful Chromebook Shortcuts



The following shortcuts will work on Chromebooks. Some also work on computers running the Chrome browser.

<b>Copy</b> 	<b>Paste</b> 
<b>Undo (works for almost any program or app)</b> 	<b>Delete</b> 
<b>Select All</b> 	<b>Close Tab</b> 
<b>Caps Lock</b> 	<b>Find on Current Page</b> 
<b>Zoom In</b> 	<b>Zoom Out</b> 
<b>Take a Screenshot</b> 	<b>Take a Partial Screenshot</b> 
<b>Lock Screen</b> 	<b>Sign Out (press "q" 2 times)</b> 
<b>Minimize Window</b> 	<b>Maximize Window</b> 
<b>Dock Window Left</b> 	<b>Doc Window Right</b> 
<b>Show Keyboard Shortcut Overlay</b> 	

Note: To right click, hold down  and tap the touchpad (with one finger) or tap the touchpad with two fingers.